

# bernette

SWISS DESIGN

## bernette 35



### Stitch Package

23 Stitches  
14 Practical/Utility, 1 Buttonhole,  
8 Decorative

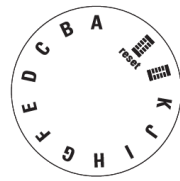
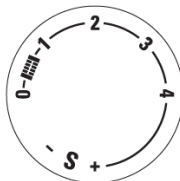
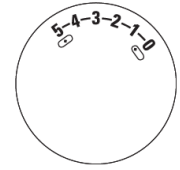
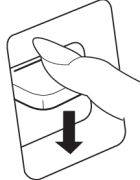
#### GENERAL MACHINE FEATURES and BENEFITS

<b>LED Illumination</b>	An LED light illuminates the sewing area.
<b>Soft Grip Dials</b>	Easy to turn Soft Grip Dials to manually select stitch pattern, adjust stitch length and stitch width.
<b>Semi-automatic Needle Threader</b>	Thread the needle with ease using the convenient built-in needle threader.
<b>On-board Spool Pins</b>	Two built-in spool pins that push down for storage.
<b>AC Motor</b>	A strong motor provides quiet power.
<b>Automatic Bobbin Winding</b>	Wind a bobbin quickly and evenly by engaging the bobbin winder and depressing the foot control; stops automatically when the bobbin is full.
<b>CB Hook System</b>	The bernette CB shuttle provides consistent quality and uses a standard bernette CB hook bobbin.
<b>Storage Drawer</b>	Easy to open and remove convenient storage with imprinted ruler.

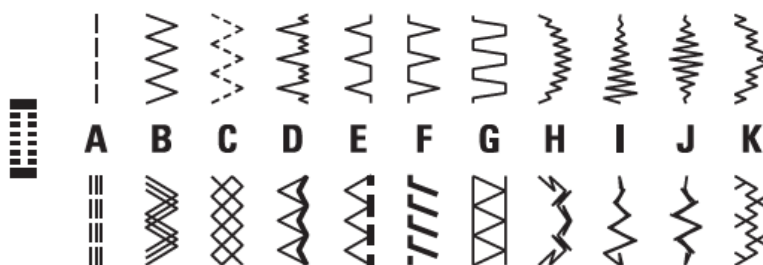
#### SEWING MACHINE FEATURES and BENEFITS

<b>Maximum Sewing Speed</b>	860 stitches per minute.
<b>4.0mm Maximum Stitch Length</b>	The variable stitch length provides a smooth transition from length to length and can be adjusted while sewing.
<b>5.0mm Maximum Stitch Width</b>	Adjust stitch width up to 5.0mm on the machine to accommodate various thread and fabric types.
<b>Thread Tension Adjustment</b>	Adjust the thread tension by the turn of a dial to accommodate fabric and stitch type.
<b>5 Needle Positions</b>	Five needle positions are available in the straight stitch setting only.
<b>One-Step Buttonhole</b>	Easily make a buttonhole with a one-step buttonhole.
<b>Two-Level Presser Foot Lifter</b>	For sewing particularly thick fabrics or multiple layers, the presser foot can be raised extra high for easy positioning of work.
<b>Feed Dog Drop Lever</b>	Easily lower the feed dogs with a switch of the Feed Dog Drop Lever.
<b>Reverse Sewing Lever</b>	Secure stitches at the beginning/end of the sewing process by depressing the Reverse Sewing Lever.

## SEWING FUNCTIONS

	<p><b>Stitch Pattern Selector Knob</b></p>		<p><b>Stitch Length Knob</b></p> <ul style="list-style-type: none"> <li>• Turn between 0-4 to adjust stitch length</li> <li>• Turn the knob to "S" to sew stretch stitch patterns. Condense or expand with the "-" or "+".</li> </ul>
	<p><b>Stitch Width Knob</b></p> <ul style="list-style-type: none"> <li>• When straight stitch selected, needle position will move from positions 0-5</li> </ul>		<p><b>Reverse Sewing Lever</b></p>

## STITCH CHART



# bernette 35 Accessories

### 7 Presser Feet:

*One shank + 7 snap-on soles:*

- Zigzag Foot
- Satin Stitch Foot
- Zipper Foot
- Hemmer Foot
- Button Sew-on Foot
- Blindstitch Foot
- Buttonhole Foot with Slide

### Additional Accessories:

- Manual
- 4 Bobbins
- 1 pkg. Assorted Needles
- Seam Ripper
- Large Screwdriver
- Small Screwdriver
- Oiler

### WARRANTY

- 2 years Electrical
- 10 years Mechanical
- 2 years Electronic